



# AQUELLE EPWORTH MUDMAN



05 March 2017

Half Individual Paddle

ROAG #	CATEGORY	NAME	GENDER	AGE CATEGORY	RACE TIME	OVERALL POSITION	AGE CATEGORY POSITION
12013	Individual	MATTHEW MILLWARD	M	14-16	0:54:23	1	1
59181	Individual	KATJA VONKEMAN	F	17-39	0:58:34	1	1
50945	Individual	DAVID LARSEN	M	40+	1:00:35	2	1
80779	Individual	MURRAY BEHN	M	14-16	1:01:02	3	2
45585	Individual	CARL SCHUTTE	M	40+	1:03:13	4	2
44520	Individual	MICHAEL TERRY	M	40+	1:04:55	5	3
55038	Individual	ROURKE PAUL BERRIMAN	M	12-13	1:06:59	6	1
44009	Individual	PAUL BERRIMAN	M	40+	1:07:01	7	4
45149	Individual	THE COOKBOYS		14-16	1:07:43	1	1
23260	Individual	STEPHANUS JOHANNES VISSERR	M	40+	1:11:31	8	5
72257	Individual	SIMON LANG	M	17-39	1:13:08	9	1
59183	Individual	LEAH VONKEMAN	F	14-16	1:16:47	2	1
99403	Individual	CRAIG GIBSON	M	40+	1:17:27	10	6
93263	Individual	ROBYN CURRY	F	14-16	1:22:09	3	2
74313	Individual	TABITHA HULETT	F	14-16	1:23:35	4	3
72161	Individual	TAMMY WOODROFFE	F	40+	1:24:35	5	1
5165	Individual	SHELAGH LADBROOKE	F	40+	1:24:44	6	2
36997	Individual	MEGAN FROST	F	17-39	1:26:51	7	2
73724	Individual	DERRRYN MILLWARD	F	U11	1:29:05	8	1
73500	Individual	GENEVIEVE GERMIQUET	F	14-16	1:30:50	9	4
73503	Individual	MELISSA GERMIQUET	F	12-13	1:31:17	10	1
4337	Individual	STEPHEN CURRY	M	40+	1:33:21	11	7
77444	Individual	NATHAN CURRY	M	U11	1:33:30	12	1
46361	Individual	BONGANI KHUMALO	M	40+	1:35:58	13	8
71960	Individual	SHELDON BAXTER	M	40+	1:38:08	14	9
55351	Individual	URSULA BEDDY	F	40+	1:42:25	11	3
55350	Individual	PATRICK BEDDY	M	40+	1:44:06	15	10
1973	Individual	AMANDA KELLY	F	40+	1:49:42	12	4
96310	Individual	WHITE HATS		17-39	1:49:59	2	1
36340	Individual	EDUARD VAN GREUNEN	M	17-39	1:52:15	16	2
90385	Individual	STEFANIE SCHUTTE	F	40+	1:52:15	13	5
59459	Individual	DOMINIQUE GERMIQUET	F	17-39	2:02:25	14	3



# AQUELLE EPWORTH MUDMAN



05 March 2017

Half Team Paddle

ROAG #	CATEGORY	NAME	GENDER	AGE CATEGORY	RACE TIME	OVERALL POSITION	AGE CATEGORY POSITION
52793	Team of 3	TEAM INCREDIBLE		17-39	0:59:05	1	1
45827	Team of 3	COOL CHICKS WITH POWER KICKS		12-13	1:23:27	2	1
93154	Team of 3	RAINBOW STORM		12-13	1:23:34	3	2
37344	Team of 3	ALLDUC		17-39	1:31:13	4	2
45959	Team of 3	WE THREE		17-39	1:36:38	5	3
45954	Team of 3	MINNIE MOUSES		14-16	1:37:00	6	1
59238	Team of 3	CUZZIES		12-13	2:10:31	7	3



# AQUELLE EPWORTH MUDMAN



05 March 2017

Half Individual Swim



ROAG #	CATEGORY	NAME	GENDER	AGE CATEGORY	RACE TIME	OVERALL POSITION	AGE CATEGORY POSITION
46588	Individual	DANIEL VAN DER WATT	M	14-16	0:48:51	1	1
11168	Individual	JORDAN BRANDON BOLD	M	12-13	0:51:23	2	1
73259	Individual	JERAMIE HIGGINS	M	17-39	0:52:26	3	1
45889	Individual	TODD ATTERBURY	M	17-39	0:52:35	4	2
95456	Individual	TIMOTHY SINCLAIR	M	40+	0:53:22	5	1
73395	Individual	HUGO RENNINGS	M	12-13	0:56:40	6	2
42594	Individual	DOMINIC CHICCARO	M	14-16	0:56:48	7	2
86234	Individual	TIM KOVACS	M	17-39	0:58:23	8	3
73397	Individual	PEPIJN RENNINGS	M	12-13	0:58:37	9	3
64256	Individual	GRANT BRIDGEFORD	M	U11	0:58:52	10	1
47134	Individual	WERNER PIENAAR	M	40+	1:01:17	11	2
13334	Individual	EMILIO CHICCARO	M	40+	1:03:09	12	3
95294	Individual	TAYLA-JADE WEISS	F	14-16	1:03:12	1	1
23265	Individual	STEPHANUS LUKAS VAN WYK	M	40+	1:04:24	13	4
15290	Individual	HUZAIFA MOHAMED	M	40+	1:04:48	14	5
40464	Individual	JOSHUA STEYTLER	M	14-16	1:04:49	15	3
96080	Individual	BRENT KEMP	M	12-13	1:05:01	16	4
13608	Individual	OLIVER HIGGINS	M	14-16	1:05:02	17	4
7137	Individual	LAUREN DAY	F	17-39	1:05:09	2	1
13502	Individual	JESS STEPHENS	M	12-13	1:05:47	18	5
73730	Individual	RYAN WILL	M	14-16	1:07:06	19	5
65552	Individual	TIMOTHY ANDREW	M	12-13	1:07:13	20	6
50787	Individual	CANDY GLOVER	F	40+	1:07:16	3	1
70149	Individual	TARYN HAIGH	F	40+	1:07:21	4	2
46634	Individual	JEAN-PIERRE GOLDRING	M	14-16	1:08:11	21	6
47413	Individual	RYAN DENEKAMP	M	12-13	1:08:28	22	7
36501	Individual	NEVILLE SHORT	M	40+	1:08:43	23	6
1859	Individual	JORDYN WOOD	F	12-13	1:08:51	5	1
4235	Individual	TRACEY WOOD	F	17-39	1:08:52	6	2
4234	Individual	DENNIS WOOD	M	40+	1:08:55	24	7
37423	Individual	TRENT MARCHAND	M	U11	1:09:45	25	2
46652	Individual	IAN TYRER	M	40+	1:09:45	25	8
1966	Individual	SHAWN MEYER	M	40+	1:09:48	26	9
60727	Individual	LLOYD JARRETT	M	17-39	1:10:07	27	4
59375	Individual	GEMMENA DRYSDALE	F	14-16	1:10:36	7	2
92751	Individual	FIA DE BRUYN	F	14-16	1:10:50	8	3
43956	Individual	SERENA PEARCE	F	17-39	1:10:58	9	3
2210	Individual	NIKKI JONAS	F	40+	1:11:03	10	3
7840	Individual	MANDY COBBING	F	40+	1:11:12	11	4
59184	Individual	DANIELA VONKEMAN	F	12-13	1:11:22	12	2
40462	Individual	CLAYTON STEYTLER	M	40+	1:11:24	28	10
12447	Individual	PAUL WILSON	M	40+	1:11:33	29	11
50789	Individual	SHAUN GLOVER	M	40+	1:12:35	30	12
23875	Individual	KWANELE MHLANGO	M	14-16	1:12:48	31	7
32485	Individual	CHRISTELLE VAN ZUYDAM	F	17-39	1:12:54	13	4
92971	Individual	MICHAEL GIBSON	M	U11	1:12:59	32	3
72055	Individual	CAYLEY ARNTZEN	F	17-39	1:13:13	14	5
36264	Individual	RUSSELL FISH	M	17-39	1:13:29	33	5
86952	Individual	CAITLIN CORCORAN	F	14-16	1:16:06	15	4

12640	Individual	PAUL SCRUBY	M	40+	1:17:17	34	13
59005	Individual	JARRED SCRUBY	M	12-13	1:17:19	35	8
59276	Individual	DYLAN MAVE	M	17-39	1:17:56	36	6
74994	Individual	TRACY ERIKSON	F	17-39	1:18:04	16	6
82014	Individual	WAYNE RAMAN	M	17-39	1:18:07	37	7
57918	Individual	MOLLY BARNES	F	17-39	1:18:13	17	7
37108	Individual	WADE DRURY	M	17-39	1:18:39	38	8
85612	Individual	CHARLTON NEITSKI	M	17-39	1:19:11	39	9
76718	Individual	EMMA WILLIAMS	F	U11	1:21:08	18	1
95131	Individual	ROSS WILLIAMS	M	40+	1:21:08	40	14
37314	Individual	ABIGAIL DON-WAUCHOPE	F	U11	1:21:18	19	2
47414	Individual	JASON DENEKAMP	M	U11	1:21:38	41	4
36566	Individual	DARREN COLE	M	12-13	1:21:52	42	9
3201	Individual	ROB STEWART	M	40+	1:21:54	43	15
93800	Individual	LEAH STEWART	F	U11	1:21:55	20	3
23772	Individual	MICHELLE OPPERMAN	F	17-39	1:22:16	21	8
43401	Individual	AIDAN SCHUTTE	M	14-16	1:23:01	44	8
73647	Individual	DANIEL WASSENAAR	M	12-13	1:23:13	45	10
80965	Individual	DARREN ANDREW BOLD	M	U11	1:23:43	46	5
36732	Individual	LUKA POSER	M	14-16	1:23:44	47	9
37181	Individual	CLINTON GUTHRIE	M	17-39	1:24:27	48	10
36067	Individual	ANDRE BARRY DE BEER	M	40+	1:25:15	49	16
37261	Individual	VIKKI DE BEER	F	40+	1:25:21	22	5
54787	Individual	ROBYN CHAPMAN	F	U11	1:25:32	23	4
4335	Individual	LANCE CHAPMAN	M	40+	1:25:32	50	17
37358	Individual	COURTNEY HENMAN	F	17-39	1:25:53	24	9
45944	Individual	COHEN MURRAY	M	12-13	1:25:59	51	11
54454	Individual	KIM RAYMOND	F	40+	1:26:31	25	6
15733	Individual	CAYLEE DAVIES	F	14-16	1:26:35	26	5
43398	Individual	ALAN BRISCOE	M	17-39	1:26:55	52	11
36753	Individual	MEGHAN RAYMOND	F	17-39	1:26:59	27	10
53086	Individual	SIM WARBER	F	17-39	1:27:43	28	11
24235	Individual	ROSEMARY CLARK	F	14-16	1:28:12	29	6
93030	Individual	MATTHEW DIEMONT	M	12-13	1:29:15	53	12
16537	Individual	CHRISTOPHER BLYTH	M	40+	1:29:45	54	18
54311	Individual	MARK FERREIRA	M	40+	1:29:45	55	19
93032	Individual	LAUREN CHAPPLE	F	17-39	1:31:41	30	12
54789	Individual	LIBBY CHAPMAN	F	U11	1:32:00	31	5
75770	Individual	GLEN PRICE	M	40+	1:32:17	56	20
96303	Individual	COURTNEY CAMPBELL	F	14-16	1:32:38	32	7
37255	Individual	RACHAEL BARNARD	F	17-39	1:32:51	33	13
23060	Individual	ALEXANDER FRANCOIS VAN ROOYEN	M	12-13	1:35:02	57	13
37170	Individual	CONNOR BRISCOE	M	40+	1:35:15	58	21
37395	Individual	ZANDA NDLAZI	F	12-13	1:35:17	34	3
71547	Individual	JUSTINE VOGT	M	17-39	1:35:20	59	12
23059	Individual	PIETER CHRISTIAAN VAN ROOYEN	M	12-13	1:35:22	60	14
65316	Individual	IAN LINDSEY	M	40+	1:35:53	61	22
37334	Individual	SARAH ANDREW	F	17-39	1:37:47	35	14
41660	Individual	EVAN VAN DER MEIJDEN	M	14-16	1:37:48	62	10
25264	Individual	GREGG HILDER	M	12-13	1:37:56	63	15
95208	Individual	ZOE KLOPPERS	F	12-13	1:38:03	36	4
73510	Individual	DUANE LAUWRENS	M	14-16	1:38:29	64	11
36577	Individual	ABIGAIL HOLMES	F	U11	1:38:47	37	6
95020	Individual	ALAN FOSTER	M	17-39	1:38:49	65	13
36576	Individual	PETER HOLMES	M	17-39	1:38:51	66	14
50453	Individual	CHANAL STEVENS	F	17-39	1:39:22	38	15
91974	Individual	CANDICE STEVENSON	F	17-39	1:39:22	38	15

73511	Individual	KEATON VON RAUENSTEIN	M	14-16	1:41:17	67	12
24251	Individual	MEREN FERNDALÉ	M	U11	1:44:35	68	6
74499	Individual	LUCIEN FERNDALÉ	M	40+	1:44:36	69	23
23309	Individual	JONATHAN HIGGINS	M	40+	1:45:35	70	24
34128	Individual	JULIE RAWLINS	F	40+	1:46:27	39	7
10846	Individual	CHRIS RAWLINS	M	40+	1:46:27	71	25
42550	Individual	GLENTON REID	M	17-39	1:46:42	72	15
25263	Individual	BRYAN HILDER	M	40+	1:47:29	73	26
20506	Individual	CATHRYN CALITZ	F	17-39	1:49:31	40	16
22882	Individual	KEEGAN BENTLEY	M	17-39	1:49:39	74	16
99050	Individual	RYLEIGH RUTHERFORD	F	12-13	1:49:55	41	5
13342	Individual	QUINTON RUTHERFORD	M	40+	1:50:44	75	27
34398	Individual	DANIE MARTIN	M	40+	1:54:04	76	28
37210	Individual	ABBYGAIL SCHWULST	F	14-16	1:55:19	42	8
36996	Individual	KELLY NAUDE	F	14-16	1:55:23	43	9
44810	Individual	AMANDA DAVINA MULDER	F	40+	1:59:22	44	8
9769	Individual	NICHOLAS VAN STADEN	M	17-39	2:00:12	77	17
62602	Individual	ELEOUISE LIEBENBERG	F	17-39	2:00:18	45	17
37400	Individual	KELSI FURMAGE	F	12-13	2:06:35	46	6
57872	Individual	NIC LAMUSSE	M	40+	2:07:18	78	29
37460	Individual	KYLE FURMAGE	M	U11	2:08:44	79	7
37399	Individual	DENVER FURMAGE	M	40+	2:08:58	80	30
64257	Individual	DARRYN BRIDGEFORD	M	U11	2:14:06	81	8
64254	Individual	BRONWYN BRIDGEFORD	F	40+	2:14:06	47	9
20690	Individual	NHLANHLAZONKE GWALA	F	14-16	2:15:46	48	10
36745	Individual	NICOLA BLAZEBY	F	U11	2:16:01	49	7
36742	Individual	PAMELA BLAZEBY	F	40+	2:16:01	49	10

 <span style="font-size: 2em; font-weight: bold; text-align: center;">AQUELLE EPWORTH MUDMAN</span> 							
05 March 2017							
Half Team Swim							
ROAG #	CATEGORY	NAME	GENDER	AGE CATEGORY	RACE TIME	OVERALL POSITION	AGE CATEGORY POSITION
9303	Team of 3	NOT AGAIN!		17-39	0:42:48	1	1
20132	Team of 3	VHS 3		17-39	0:47:15	2	2
36261	Team of 3	VHS 9		14-16	0:52:57	3	1
73434	Team of 3	VHS 7		17-39	0:54:50	4	3
25131	Team of 3	VHS 5		17-39	0:54:53	5	4
73394	Team of 2	RED EARTH RACING		17-39	0:55:04	1	1
62981	Team of 3	JJC		14-16	0:55:05	6	2
8506	Team of 3	VHS 2		17-39	0:58:28	7	5
64335	Team of 2	VHS 11		17-39	0:59:50	2	2
16220	Team of 2	TEAM MOREWOOD		17-39	1:01:30	3	3
48610	Team of 3	MUDRATS		17-39	1:01:31	8	6
73514	Team of 3	MUD SLIDERS.		14-16	1:02:48	9	3
45869	Team of 3	STARDOM		17-39	1:02:52	10	7
22139	Team of 3	JEM		12-13	1:02:54	11	1
37062	Team of 3	JAM		12-13	1:04:06	12	2
37024	Team of 3	MIGHTY MUDRATS.		U11	1:05:57	13	1
36606	Team of 3	1 HERMANCE BERG		14-16	1:06:38	14	4
59799	Team of 3	MAZE RUNNERS		12-13	1:07:33	15	3
73705	Team of 3	XXX		17-39	1:07:39	16	8
73165	Team of 3	VHS 8		17-39	1:08:15	17	9
60653	Team of 2	ABI X 2		14-16	1:09:30	4	1

23768	Team of 3	HORRIFIC HURRICANES		U11	1:10:22	18	2
73515	Team of 3	DUST DEVILS		12-13	1:10:58	19	4
59773	Team of 3	THE HOLDERS		17-39	1:10:59	20	10
37410	Team of 3	MERKY MUD RATS		U11	1:11:45	21	3
43684	Team of 2	DRYSDALE		40+	1:13:41	5	1
23854	Team of 3	DANGEROUS DIVAS		12-13	1:14:21	22	5
95892	Team of 3	MUDRATS 007		12-13	1:17:03	23	6
37388	Team of 3	THEPOWERPUFFGIRLS		14-16	1:18:06	24	5
54834	Team of 3	THE GOLDEN GIRLS		17-39	1:18:59	25	11
59499	Team of 2	PHILIP AND TOBY		12-13	1:19:00	6	1
25015	Team of 3	VHS 4		17-39	1:19:12	26	12
20143	Team of 3	VHS 10		14-16	1:19:14	27	6
36139	Team of 3	VHS 1		17-39	1:20:45	28	13
95387	Team of 2	DJAYS		17-39	1:21:04	7	4
37321	Team of 3	SPLODGES		14-16	1:23:13	29	7
59767	Team of 2	PARTICULAR PINK PANTHERS		U11	1:24:11	8	1
93828	Team of 3	CUNNINGHAMS		17-39	1:27:00	30	14
37023	Team of 3	THE LAZY BANDITS		17-39	1:28:33	31	15
96311	Team of 2	WHATSAPPS		17-39	1:29:05	9	5
37341	Team of 3	GERT MARITZ PRIMARY		17-39	1:31:08	32	16
37240	Team of 3	3 BEAN SALAD		12-13	1:32:12	33	7
37199	Team of 3	THE GIGGLE POTS		U11	1:32:43	34	4
44203	Team of 3	WILD BERRIES		17-39	1:32:50	35	17
60294	Team of 3	MUD RATS		14-16	1:39:13	36	8
59717	Team of 3	TEAM POWERPUFF		12-13	1:39:37	37	8
36871	Team of 3	SPLASH FLASH AND DASH		17-39	1:47:19	38	18
59816	Team of 3	CASH US OUTSIDE		17-39	1:48:42	39	19
73721	Team of 3	KEEP JUMPING CRAZILY		12-13	1:51:29	40	9
36668	Team of 2	WE TRIED		17-39	1:53:45	10	6

 <span style="font-size: 2em; font-weight: bold; letter-spacing: 0.5em;">AQUELLE EPWORTH MUDMAN</span> 							
05 March 2017							
Full Individual Paddle							
ROAG #	CATEGORY	NAME	GENDER	AGE CATEGORY	RACE TIME	OVERALL POSITION	AGE CATEGORY POSITION
61643	Individual	ANGUS MCLEOD	M	U18	1:29:14	1	1
4915	Individual	MURRAY STARR	M	19-39	1:31:10	2	1
80920	Individual	ALLEN STILL	M	19-39	1:31:22	3	2
50946	Individual	TIMOTHY LARSEN	M	U18	1:38:27	4	2
8956	Individual	GARY BEHN	M	40+	1:43:33	5	1
5593	Individual	DAVID MERCER	M	40+	1:47:48	6	2
4317	Individual	ANDRE BOOYSEN	M	40+	1:57:31	7	3
9933	Individual	CATIA COCCIANTE	F	U18	2:12:31	1	1
23779	Individual	RORY LAVERY	M	19-39	2:17:11	8	3
4322	Individual	LIZ BROWN	F	40+	2:17:19	2	1
5450	Individual	GIUSEPPE COCCIANTE	M	40+	2:40:33	9	4
72972	Individual	ALISTAIR WILL	M	40+	2:56:31	10	5
6576	Individual	JASON BREEDT	M	19-39	2:58:39	11	4



# AQUELLE EPWORTH MUDMAN



05 March 2017

Full Team Paddle

ROAG #	CATEGORY	NAME	GENDER	AGE CATEGORY	RACE TIME	OVERALL POSITION	AGE CATEGORY POSITION
62940	Team of 3	VARSITY COLLEGE BLUE		Open	1:18:59	1	1
10891	Team of 2	TEAM BALLIES		Open	1:22:48	1	1
37363	Team of 3	VARSITY COLLEGE GREEN		Open	1:24:18	2	2
5038	Team of 3	GIRLSJUSTWANNAHAVEFUN		Open	1:47:50	3	3
74314	Team of 2	MAYFLOWER POWER		Open	2:42:16	2	2
7124	Team of 3	STARRQUE RAVING LUNIES		Open	2:48:19	4	4



# AQUELLE EPWORTH MUDMAN





05 March 2017

Full Individual Swim

ROAG #	CATEGORY	NAME	GENDER	AGE CATEGORY	RACE TIME	OVERALL POSITION	AGE CATEGORY POSITION
8060	Individual	DARRYN PURTELL	M	19-39	1:20:11	1	1
6856	Individual	TRAVERS PELLEW	M	19-39	1:24:07	2	2
56049	Individual	SCOTT FISHER	M	U18	1:26:19	3	1
36604	Individual	ALEX KANEN	M	19-39	1:29:56	4	3
96314	Individual	ETHAN KEMP	M	U18	1:31:55	5	2
22805	Individual	JONATHAN STAMATIS	M	19-39	1:33:38	6	4
21344	Individual	JASON PACHON	M	19-39	1:34:08	7	5
3323	Individual	SU DON-WAUCHOPE	F	40+	1:34:10	1	1
22304	Individual	WAYNE GOUWS	M	19-39	1:38:57	8	6
93720	Individual	KYLE SPIRES	M	19-39	1:39:12	9	7
12972	Individual	LANDY PUDDU	F	40+	1:39:22	2	2
2112	Individual	AXEL POSER	M	40+	1:42:21	10	1
4796	Individual	TREVOR HELLENS	M	19-39	1:42:25	11	8
91435	Individual	SEBASTIAN HICKS	M	19-39	1:42:27	12	9
73014	Individual	GREGORY WILL	M	U18	1:43:18	13	3
72547	Individual	NATHAN ANDREW	M	U18	1:45:05	14	4
1243	Individual	WERNER JONAS	M	40+	1:45:07	15	2
4779	Individual	BRENDON LONGHURST	M	40+	1:45:56	16	3
4868	Individual	KIRSTY SCOTT	F	19-39	1:46:59	3	1
28510	Individual	GREGORY HODGKINSON	M	U18	1:48:12	17	5
37035	Individual	DANIEL WEXLER	M	19-39	1:48:33	18	10
13731	Individual	BRUCE YELLAND	M	40+	1:49:03	19	4
25495	Individual	HENRY ROBERTS	M	40+	1:49:05	20	5
81309	Individual	ANDRE KLOPPERS	M	40+	1:49:07	21	6
25346	Individual	ALESSANDRO COWARD	M	19-39	1:49:28	22	11
93677	Individual	BULLETTIE SWANEPOEL	M	19-39	1:51:15	23	12
58127	Individual	MURRAY HISCOCK	M	U18	1:52:04	24	6
36505	Individual	MICHAEL JANSE VAN RENSBURG	M	U18	1:52:31	25	7
90525	Individual	ROBIN DEVITT	M	19-39	1:53:17	26	13
1638	Individual	ANDREW FRANCIS	M	40+	1:53:44	27	7
11428	Individual	MARLISE JOUBERT	F	40+	1:54:21	4	3
12817	Individual	GABBY CARTER	F	U18	1:54:22	5	1
75609	Individual	LINDA ERSKINE	F	40+	1:54:54	6	4
7285	Individual	DAN WILLMENT	M	19-39	1:55:43	28	14

72320	Individual	MYLES RIDL	M	19-39	1:57:47	29	15
44826	Individual	KENNETH OLDBURY	M	19-39	1:59:27	30	16
12676	Individual	TEAM BOB		40+	1:59:33	1	1
96309	Individual	UNILEVER		19-39	2:00:57	2	1
37458	Individual	ROBERT KRAUSE	M	19-39	2:01:51	31	17
15810	Individual	JASON WHEELER	M	40+	2:02:36	32	8
58140	Individual	WAYNE TESSENDORF	M	19-39	2:04:29	33	18
47325	Individual	JONATHAN DRYSDALE	M	U18	2:04:39	34	8
8892	Individual	MICHAEL RELIHAN	M	40+	2:05:20	35	9
8049	Individual	CALVIN HELLENS	M	19-39	2:07:04	36	19
40183	Individual	ALEX HOLMES	M	40+	2:07:24	37	10
37186	Individual	TYRONE WEST	M	19-39	2:07:56	38	20
35609	Individual	SHAUN LAMONT	M	40+	2:08:03	39	11
15694	Individual	BRADLY HORN	M	19-39	2:08:47	40	21
71807	Individual	TRAVIS MORRIS	M	19-39	2:09:04	41	22
12073	Individual	PETER ODELL	M	40+	2:11:02	42	12
25916	Individual	DELWIN DE BROIZE	M	19-39	2:12:48	43	23
4565	Individual	JUSTIN HELLENS	M	19-39	2:13:51	44	24
37317	Individual	ROBERT LANDON	M	19-39	2:16:40	45	25
7314	Individual	DEBBIE O'BRIEN	F	40+	2:17:14	7	5
12842	Individual	CINDY RUTHERFORD	F	40+	2:18:26	8	6
72107	Individual	ELTON DORKIN	M	40+	2:20:07	46	13
92939	Individual	SUMMER RUTHERFORD	F	U18	2:20:25	9	2
11264	Individual	CHARLES VAN DER SPUY	M	40+	2:20:35	47	14
37047	Individual	VIVIAN WETHERSTON	F	19-39	2:21:22	10	2
45591	Individual	JOLYNNE DE BEER	F	40+	2:21:27	11	7
4580	Individual	BRUCE WILSON	M	40+	2:23:15	48	15
36776	Individual	SAN-MARI BADENHORST	F	19-39	2:24:12	12	3
11200	Individual	ELIZABETH BURCZAK	F	40+	2:26:45	13	8
7313	Individual	ANTON MYBURGH	M	40+	2:29:58	49	16
52085	Individual	CONRAD BRITS	M	19-39	2:31:09	50	26
92731	Individual	EDWARD WEST	M	40+	2:34:48	51	17
24058	Individual	HEINZ HABERMANN	M	19-39	2:42:44	52	27
59399	Individual	LEVERNE POISSON	F	19-39	2:45:26	14	4
24987	Individual	GARY CAWOOD	M	40+	2:47:53	53	18
64850	Individual	BELINDA DE BROIZE	F	40+	2:48:09	15	9
22700	Individual	SHIREEN SWART	F	19-39	2:55:44	16	5
37349	Individual	BRANDON SMITH	M	19-39	2:57:25	54	28
37197	Individual	STEPHEN MOORE	M	19-39	2:57:26	55	29

 <b>AQUELLE EPWORTH MUDMAN</b> 							
05 March 2017							
Full Team Swim							
ROAG #	CATEGORY	NAME	GENDER	AGE CATEGORY	RACE TIME	OVERALL POSITION	AGE CATEGORY POSITION
36669	Team of 3	MBUZI		Open	1:35:11	1	1
37256	Team of 3	NEVER TRAINED		Open	1:36:31	2	2
22304	Individual	WAYNE GOUWS	M	19-39	1:38:57	8	6
93720	Individual	KYLE SPIRES	M	19-39	1:39:12	9	7
12972	Individual	LANDY PUDDU	F	40+	1:39:22	2	2
36658	Team of 2	TEAM XH20		Open	1:41:31	1	1
36511	Team of 3	YAGE		U18	1:42:17	3	1
2112	Individual	AXEL POSER	M	40+	1:42:21	10	1
4796	Individual	TREVOR HELLENS	M	19-39	1:42:25	11	8

91435	Individual	SEBASTIAN HICKS	M	19-39	1:42:27	12	9
73014	Individual	GREGORY WILL	M	U18	1:43:18	13	3
73509	Team of 3	DISSOLVING DISPRINS		Open	1:43:33	4	3
72547	Individual	NATHAN ANDREW	M	U18	1:45:05	14	4
1243	Individual	WERNER JONAS	M	40+	1:45:07	15	2
73685	Team of 3	A TEAM		Open	1:45:54	5	4
4779	Individual	BRENDON LONGHURST	M	40+	1:45:56	16	3
4868	Individual	KIRSTY SCOTT	F	19-39	1:46:59	3	1
36978	Team of 3	DIE MANNSCHAFT		Open	1:47:45	6	5
28510	Individual	GREGORY HODGKINSON	M	U18	1:48:12	17	5
37035	Individual	DANIEL WEXLER	M	19-39	1:48:33	18	10
13731	Individual	BRUCE YELLAND	M	40+	1:49:03	19	4
25495	Individual	HENRY ROBERTS	M	40+	1:49:05	20	5
81309	Individual	ANDRE KLOPPERS	M	40+	1:49:07	21	6
25346	Individual	ALESSANDRO COWARD	M	19-39	1:49:28	22	11
93677	Individual	BULLETTJIE SWANEPOEL	M	19-39	1:51:15	23	12
58127	Individual	MURRAY HISCOCK	M	U18	1:52:04	24	6
46056	Team of 3	IVANS TRIBE		Open	1:52:16	7	6
36505	Individual	MICHAEL JANSE VAN RENSBURG	M	U18	1:52:31	25	7
65600	Team of 3	LUNATICS		U18	1:52:38	8	2
46663	Team of 3	YOUNG GUNS		Open	1:52:45	9	7
95315	Team of 2	DENEKAMP		Open	1:52:58	2	2
90525	Individual	ROBIN DEVITT	M	19-39	1:53:17	26	13
1638	Individual	ANDREW FRANCIS	M	40+	1:53:44	27	7
11428	Individual	MARLISE JOUBERT	F	40+	1:54:21	4	3
12817	Individual	GABBY CARTER	F	U18	1:54:22	5	1
75609	Individual	LINDA ERSKINE	F	40+	1:54:54	6	4
7285	Individual	DAN WILLMENT	M	19-39	1:55:43	28	14
72320	Individual	MYLES RIDL	M	19-39	1:57:47	29	15
44826	Individual	KENNETH OLDBURY	M	19-39	1:59:27	30	16
20461	Team of 3	RUN LIKE THE WINDED		U18	1:59:28	10	3
12676	Individual	TEAM BOB		40+	1:59:33	1	1
96309	Individual	UNILEVER		19-39	2:00:57	2	1
37458	Individual	ROBERT KRAUSE	M	19-39	2:01:51	31	17
15810	Individual	JASON WHEELER	M	40+	2:02:36	32	8
37262	Team of 3	"CAROLE		Open	2:03:21	11	8
58140	Individual	WAYNE TESSENDORF	M	19-39	2:04:29	33	18
47325	Individual	JONATHAN DRYSDALE	M	U18	2:04:39	34	8
8892	Individual	MICHAEL RELIHAN	M	40+	2:05:20	35	9
14036	Team of 3	TWSITED BLISTERS		U18	2:06:28	12	4
8049	Individual	CALVIN HELLENS	M	19-39	2:07:04	36	19
40183	Individual	ALEX HOLMES	M	40+	2:07:24	37	10
37186	Individual	TYRONE WEST	M	19-39	2:07:56	38	20
35609	Individual	SHAUN LAMONT	M	40+	2:08:03	39	11
37073	Team of 3	STRETCH		Open	2:08:20	13	9
15694	Individual	BRADLY HORN	M	19-39	2:08:47	40	21
71807	Individual	TRAVIS MORRIS	M	19-39	2:09:04	41	22
37379	Team of 3	THE RABID SQUIRRELS		Open	2:09:42	14	10
23888	Team of 3	LUNATICS		U18	2:10:28	15	5
12073	Individual	PETER ODELL	M	40+	2:11:02	42	12
25916	Individual	DELWIN DE BROIZE	M	19-39	2:12:48	43	23
4565	Individual	JUSTIN HELLENS	M	19-39	2:13:51	44	24
36700	Team of 3	ROAD RAGE		U18	2:16:35	16	6
37317	Individual	ROBERT LANDON	M	19-39	2:16:40	45	25
35454	Team of 2	TEAM MACKIE		Open	2:17:10	3	3
7314	Individual	DEBBIE O'BRIEN	F	40+	2:17:14	7	5
12842	Individual	CINDY RUTHERFORD	F	40+	2:18:26	8	6



72107	Individual	ELTON DORKIN	M	40+	2:20:07	46	13
92939	Individual	SUMMER RUTHERFORD	F	U18	2:20:25	9	2
11264	Individual	CHARLES VAN DER SPUY	M	40+	2:20:35	47	14
37323	Team of 3	THE CUZZIES		Open	2:20:36	17	11
37047	Individual	VIVIAN WETHERSTON	F	19-39	2:21:22	10	2
45591	Individual	JOLYNNE DE BEER	F	40+	2:21:27	11	7
4580	Individual	BRUCE WILSON	M	40+	2:23:15	48	15
36776	Individual	SAN-MARI BADENHORST	F	19-39	2:24:12	12	3
36853	Team of 3	TEAM PRG		Open	2:25:56	18	12
11200	Individual	ELIZABETH BURCZAK	F	40+	2:26:45	13	8
7313	Individual	ANTON MYBURGH	M	40+	2:29:58	49	16
52085	Individual	CONRAD BRITS	M	19-39	2:31:09	50	26
92731	Individual	EDWARD WEST	M	40+	2:34:48	51	17
96301	Team of 2	XMEN		U18	2:35:28	4	1
5108	Team of 2	TEAM JACKSON		Open	2:35:37	5	4
75947	Team of 2	TEAM AISTON		Open	2:35:55	6	5
7718	Team of 3	PEANUT BUTTER AND JELLY LEGS		U18	2:42:41	19	7
24058	Individual	HEINZ HABERMANN	M	19-39	2:42:44	52	27
12358	Team of 3	61 POPPYS		Open	2:43:02	20	13
59399	Individual	LEVERNE POISSON	F	19-39	2:45:26	14	4
70927	Team of 3	"SLOW DOWN		U18	2:45:44	21	8
24987	Individual	GARY CAWOOD	M	40+	2:47:53	53	18
64850	Individual	BELINDA DE BROIZE	F	40+	2:48:09	15	9
22700	Individual	SHIREEN SWART	F	19-39	2:55:44	16	5
37349	Individual	BRANDON SMITH	M	19-39	2:57:25	54	28
37197	Individual	STEPHEN MOORE	M	19-39	2:57:26	55	29
37378	Team of 3	THE SPARK PLUGS		U18	3:17:25	22	9